

Scaled data based on original data using  
LM-79-08 Approved Method: Electrical and Photometric Measurements of Solid-  
State Lighting Products

Test Report Prepared for  
Cooper Lighting Solutions  
(formerly Eaton)

Brand: McGRAW-EDISON

Report Number: P200013

Luminaire Tested: **GWC-AF-01-LED-E1-T2-7030-800**

Issue Date: 3/3/2020

**Test Information**

Test Method: LM-79-08  
Report Number: P200013  
TEST IS SCALED FROM IESNA LM-79-08 TEST DATA (P24139)  
Test Lab: INNOVATION CENTER P2  
Issue Date: 3/3/2020  
Manufacturer: COOPER LIGHTING SOLUTIONS (FORMERLY EATON)  
Product Line: MCGRAW-EDISON  
Catalog Number: GWC-AF-01-LED-E1-T2-7030-800  
Description: GALLEON WALL LUMINAIRE  
(1) 70 CRI, 3000K, 800mA LIGHTSQUARE WITH 16 LEDS EACH AND TYPE II OPTICS  
Light Source: -  
Ballast/Driver: ELECTRONIC DRIVER

**Summary**

Lumens per Lamp: N/A  
Luminaire Lumens: 4874 lumens  
Efficiency: N/A  
Efficacy: 110.8 lumens/watt  
Luminous Opening: Rectangular (W 0.5' x L: 0.5' x H: 0')  
IES Classification: Type II - Medium - Full Cutoff  
BUG Rating: B1 - U0 - G1

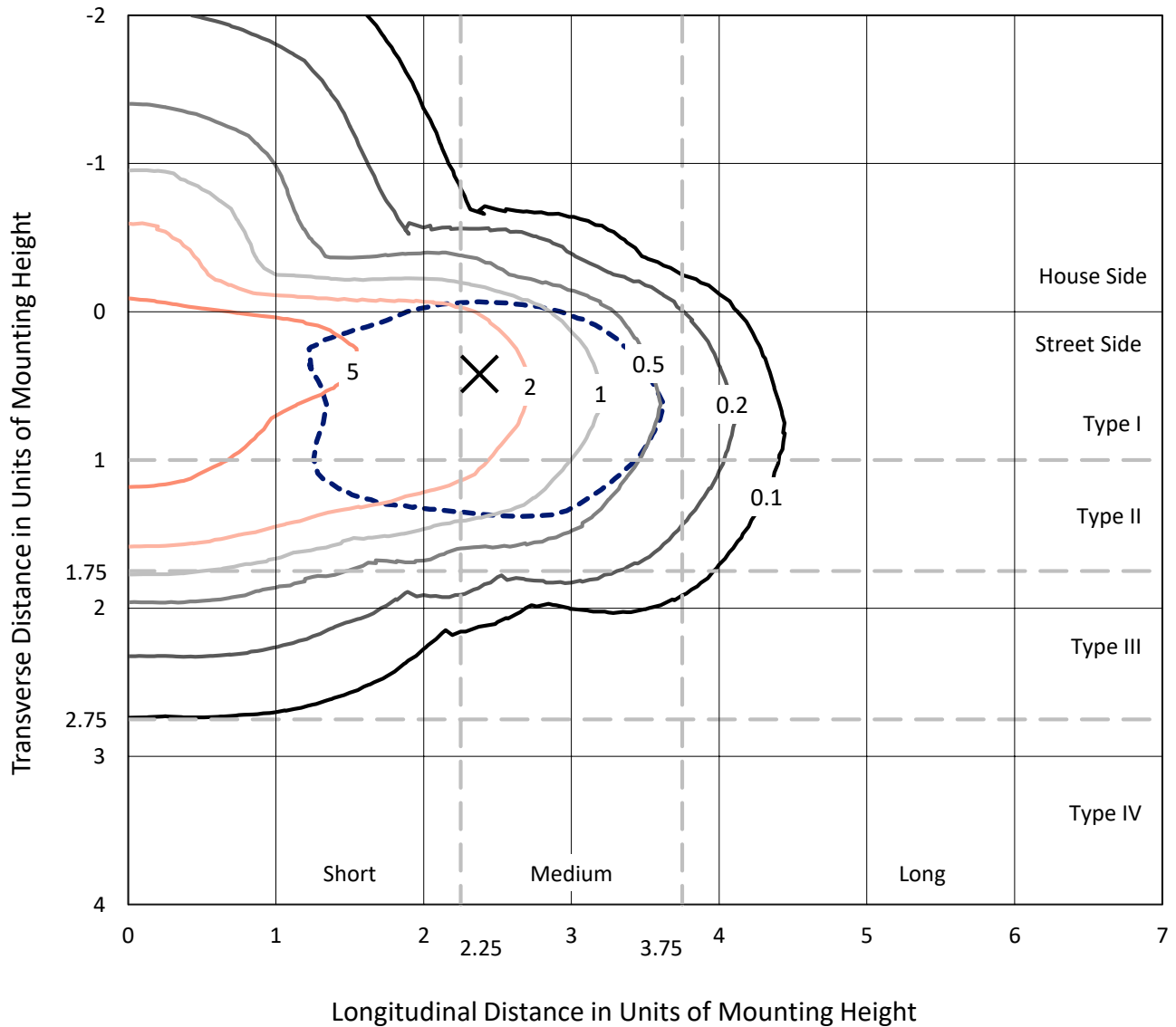
Input Watts (W): 44  
Input Voltage (V): NR  
Input Current (Ain): NR  
Voltage Rise (V): NR  
Power Factor: NR  
Total Harmonic Distortion (THDi): NR  
Frequency (hertz): 60  
Stabilization Time: NR  
Operation Time: NR  
Ambient Temperature (°C): NR  
Test Distance: 25 FT



REPORT NUMBER: P200013  
 CATALOG NUMBER: GWC-AF-01-LED-E1-T2-7030-800

### Iso-Footcandle Lines of Horizontal Illumination

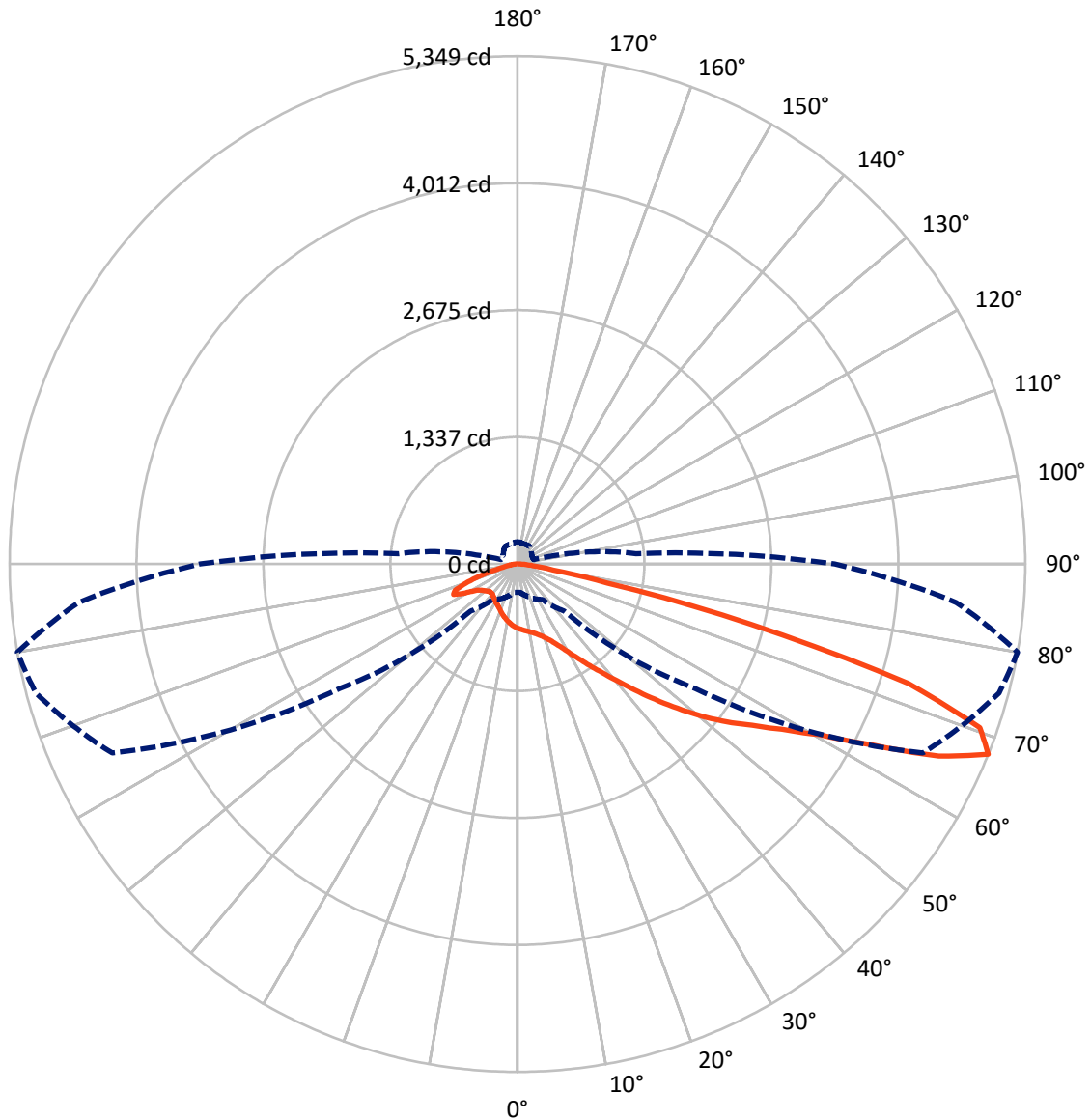
× Max cd  
 - - - 1/2 Max cd



Based on 10 foot mounting height. Maximum calculated value = 8.2 fc  
 Type II - Medium - Full Cutoff

REPORT NUMBER: P200013  
CATALOG NUMBER: GWC-AF-01-LED-E1-T2-7030-800

### Luminous Intensity Polar Plot



— Vertical Plane Through 80-Deg Lateral    - - - Horizontal Cone Through 67.5-Deg Vertical

REPORT NUMBER: P200013

CATALOG NUMBER: GWC-AF-01-LED-E1-T2-7030-800

**FLUX DISTRIBUTION:**

		Downward	Upward	Total
<b>House Side</b>	Lumens	897.6	0.0	897.6
	% Fixture	18.4	0.0	18.4
<b>Street Side</b>	Lumens	3976.4	0.0	3976.4
	% Fixture	81.6	0.0	81.6
<b>Total</b>	Lumens	4874.0	0.0	4874.0
	% Fixture	100.0	0.0	100.0

**Coefficient of Utilization**

**ZONAL LUMENS:**

Zone	Lumens	% Fixture
0°-10°	62.5	1.3
10°-20°	179.9	3.7
20°-30°	297.8	6.1
30°-40°	487.2	10.0
40°-50°	786.6	16.1
50°-60°	1135.6	23.3
60°-70°	1253.2	25.7
70°-80°	577.7	11.9
80°-90°	93.4	1.9
90°-100°	0.0	0.0
100°-110°	0.0	0.0
110°-120°	0.0	0.0
120°-130°	0.0	0.0
130°-140°	0.0	0.0
140°-150°	0.0	0.0
150°-160°	0.0	0.0
160°-170°	0.0	0.0
170°-180°	0.0	0.0
0°-90°	4874.0	100.0
0°-180°	4874.0	100.0



REPORT NUMBER: P200013

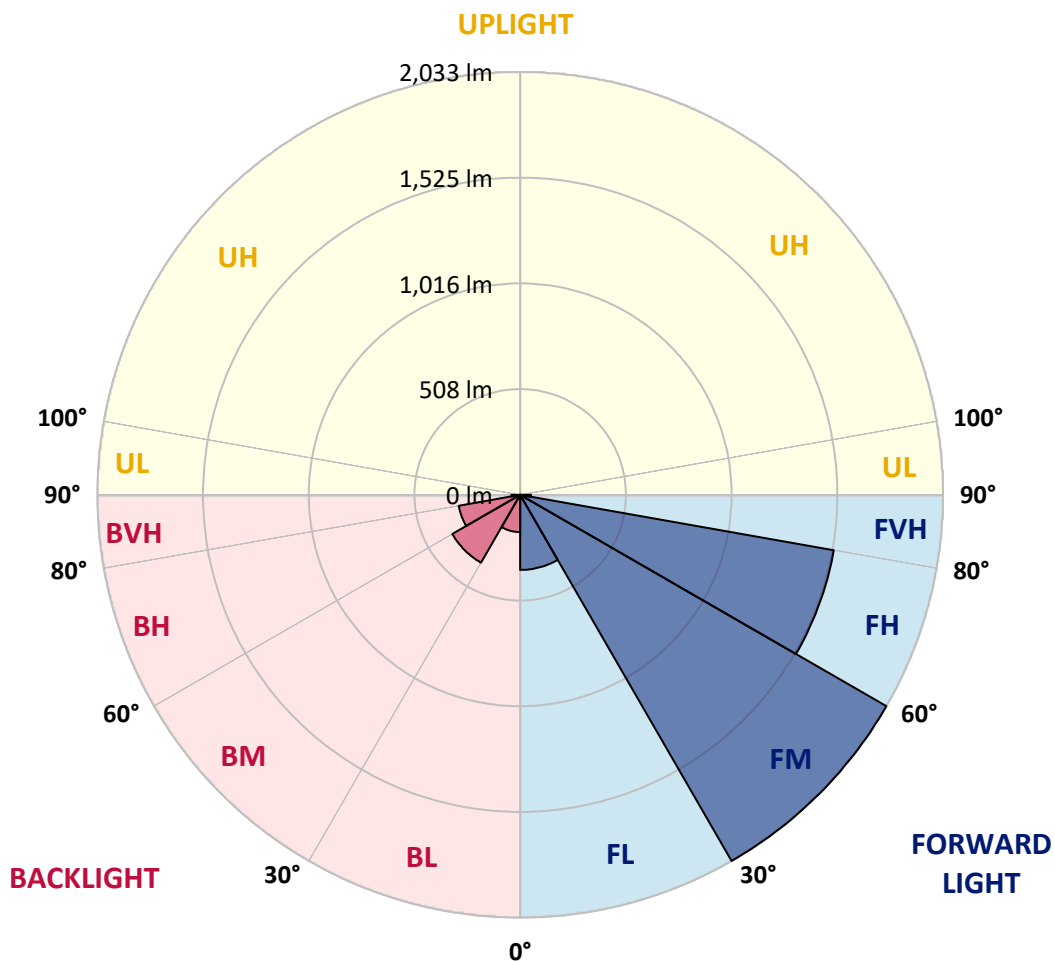
CATALOG NUMBER: GWC-AF-01-LED-E1-T2-7030-800

**LUMINAIRE CLASSIFICATION SYSTEM LUMEN TABLE AND BUG RATING:**

Zone	Lumens	% Fixture	Zone Rating/Lumen Limit		
			B	U	G
FL (0°-30°)	361.2	7.4			
FM (30°-60°)	2032.8	41.7			
FH (60°-80°)	1531.1	31.4			G1/1800
FVH (80°-90°)	51.4	1.1			G1/100
BL (0°-30°)	179.1	3.7	B1/500		
BM (30°-60°)	376.6	7.7	B1/1000		
BH (60°-80°)	299.9	6.2	B1/500		G1/500
BVH (80°-90°)	42.1	0.9			G1/100
UL (90°-100°)	0.0	0.0		U0/0	
UH (100°-180°)	0.0	0.0		U0/0	

**BUG Rating: B1-U0-G1**

Type II Medium





REPORT NUMBER: P200013

CATALOG NUMBER: GWC-AF-01-LED-E1-T2-7030-800

**CANDELA DISTRIBUTION (FULL):**

	0°	5°	15°	25°	35°	45°	55°	65°	75°	80°	85°
0°	677.2	677.2	677.2	677.2	677.2	677.2	677.2	677.2	677.2	677.2	677.2
2.5°	740.8	736.4	737.2	736.0	732.4	726.1	719.4	707.1	694.5	687.7	682.5
5°	802.6	801.4	799.8	796.0	786.7	773.9	757.8	736.2	712.9	700.7	688.9
7.5°	849.0	848.3	846.1	843.7	834.8	819.2	795.0	764.3	730.4	713.6	695.4
10°	852.8	854.0	855.7	862.2	863.3	855.0	830.3	793.0	748.7	727.0	703.7
12.5°	820.2	822.8	829.3	845.8	863.3	873.6	861.0	823.3	770.1	743.8	714.3
15°	777.0	778.4	786.3	809.2	840.5	872.4	884.5	856.6	797.6	765.5	730.2
17.5°	758.5	759.3	764.7	779.9	809.2	854.7	897.7	892.8	831.5	792.3	749.6
20°	749.1	750.8	758.7	773.5	792.1	831.9	899.5	932.0	871.8	825.9	774.1
22.5°	775.7	775.0	777.9	785.3	801.0	824.9	898.1	972.3	923.1	869.1	806.0
25°	837.9	840.5	835.5	827.1	832.1	849.0	905.9	1016.0	987.3	924.6	847.8
27.5°	926.4	923.8	916.3	896.7	886.4	893.6	931.2	1063.0	1067.4	997.5	902.9
30°	1014.8	1012.7	1005.4	981.3	960.3	954.3	980.7	1116.9	1162.6	1085.1	970.7
32.5°	1106.5	1104.1	1097.3	1073.4	1047.9	1033.9	1051.0	1179.4	1274.8	1189.8	1050.3
35°	1219.5	1214.9	1200.8	1167.3	1142.5	1131.6	1139.6	1257.8	1404.4	1313.6	1147.0
37.5°	1325.8	1332.8	1318.3	1272.3	1239.9	1236.0	1244.9	1353.6	1544.1	1451.9	1258.1
40°	1432.5	1433.7	1420.8	1383.1	1349.8	1343.5	1365.8	1469.7	1709.0	1617.5	1393.2
42.5°	1542.8	1545.3	1523.5	1488.6	1464.2	1465.3	1490.9	1605.8	1898.1	1812.6	1548.6
45°	1673.7	1677.2	1653.3	1607.6	1585.4	1630.2	1619.7	1758.4	2105.3	2034.3	1727.2
47.5°	1810.4	1816.0	1797.8	1755.0	1727.2	1788.9	1748.5	1927.6	2328.6	2272.1	1923.2
50°	1885.0	1893.0	1910.7	1907.6	1901.6	1891.3	1892.3	2108.9	2558.7	2519.7	2124.8
52.5°	1845.0	1844.8	1909.6	1988.3	2072.2	2078.4	2067.4	2300.2	2773.6	2761.8	2314.5
55°	1661.8	1674.2	1772.3	1924.7	2154.0	2297.2	2330.0	2519.3	2984.8	2998.4	2507.3
57.5°	1356.5	1366.8	1499.2	1711.5	2043.7	2427.4	2703.3	2837.7	3220.9	3284.8	2763.8
60°	920.0	932.4	1072.8	1327.9	1746.6	2354.9	3058.7	3405.9	3503.5	3648.7	3123.7
62.5°	540.7	551.9	666.4	837.7	1229.7	2018.2	3214.6	4214.3	3952.6	4198.0	3672.7
65°	372.1	379.9	435.5	521.3	706.7	1359.3	3021.2	4772.5	4643.3	4878.5	4309.3
67.5°	299.5	298.5	342.6	401.2	454.9	700.9	2284.6	4709.3	5250.9	5349.0	4639.7
70°	246.7	245.8	275.7	324.2	363.5	394.8	1244.4	3974.1	5127.1	5166.9	4335.5
72.5°	206.4	207.4	226.5	262.6	298.3	297.3	546.9	2795.7	4033.5	4308.8	3456.1
75°	174.2	174.7	187.4	212.8	242.1	239.5	296.5	1514.6	2344.6	2536.4	1915.8
77.5°	148.3	148.8	156.9	171.1	192.0	190.9	216.5	654.4	978.1	966.1	655.3
80°	132.2	132.2	136.0	138.6	150.2	145.9	160.5	314.3	413.4	381.8	261.5
82.5°	103.7	104.2	127.7	126.7	118.3	112.7	112.7	185.2	219.1	202.5	153.1
85°	58.4	58.0	82.3	99.3	104.2	79.4	78.6	103.7	119.3	105.1	74.2
87.5°	24.9	25.4	38.1	44.1	59.0	49.3	48.7	53.5	60.7	52.6	34.3
90°	0.0	0.0	0.0	0.0	0.0	0.0	0.0	0.0	0.0	0.0	0.0



REPORT NUMBER: P200013

CATALOG NUMBER: GWC-AF-01-LED-E1-T2-7030-800

**CANDELA DISTRIBUTION (continued):**

	90°	95°	105°	115°	125°	135°	145°	155°	165°	175°	180°
0°	677.2	677.2	677.2	677.2	677.2	677.2	677.2	677.2	677.2	677.2	677.2
2.5°	677.4	671.2	657.5	640.5	625.1	615.0	605.9	592.7	593.4	584.3	577.6
5°	676.9	664.0	632.3	594.6	558.5	532.2	512.5	494.8	490.5	482.1	477.0
7.5°	677.4	656.3	603.0	542.8	497.9	464.8	448.0	438.6	436.5	433.6	433.9
10°	679.0	649.3	570.9	494.3	447.3	425.4	421.3	424.3	427.6	428.6	428.9
12.5°	682.9	643.1	535.6	451.1	415.6	408.8	415.8	425.7	432.1	435.3	435.1
15°	691.5	638.3	501.7	417.3	398.0	401.6	414.6	428.6	437.9	442.3	442.5
17.5°	700.9	631.3	467.0	391.3	385.1	394.2	410.3	426.6	438.1	442.9	443.9
20°	713.1	622.7	430.5	371.9	372.9	383.2	398.4	414.6	427.3	431.5	433.3
22.5°	729.2	613.3	398.6	356.0	358.9	366.9	378.7	392.8	403.8	405.8	407.4
25°	750.8	603.2	373.1	341.7	342.8	347.5	355.4	363.8	371.5	369.3	370.9
27.5°	779.9	594.6	354.2	328.6	326.3	327.3	331.4	334.0	338.0	332.1	332.8
30°	813.9	585.2	339.6	317.0	311.0	309.3	310.3	311.7	314.7	306.7	305.5
32.5°	853.6	573.9	325.8	306.9	298.5	295.1	295.6	299.5	311.5	306.5	303.7
35°	899.5	561.3	311.5	295.9	290.1	285.2	284.8	296.8	332.5	329.4	327.0
37.5°	953.7	548.5	297.0	283.4	283.8	278.6	276.9	290.6	336.6	324.4	322.8
40°	1022.2	541.8	284.8	270.2	276.2	275.5	272.0	279.0	309.8	287.5	284.6
42.5°	1107.2	542.8	275.7	256.0	267.0	274.8	269.5	269.8	280.8	264.0	261.3
45°	1212.0	554.1	269.3	244.7	256.8	274.0	268.6	264.6	265.6	256.8	255.3
47.5°	1334.4	577.3	264.6	235.4	246.9	271.4	268.2	263.2	261.0	256.3	255.1
50°	1470.4	611.2	261.3	226.5	238.0	267.0	268.6	261.7	259.4	257.6	256.8
52.5°	1604.0	649.8	256.3	218.8	231.1	261.7	269.3	260.4	257.8	256.3	255.5
55°	1753.1	698.0	248.6	212.4	225.3	255.1	269.3	258.2	255.3	255.5	255.3
57.5°	1954.4	776.0	239.5	206.8	218.4	246.9	264.6	255.7	252.2	252.4	252.7
60°	2269.0	913.5	228.5	201.4	209.7	237.3	258.4	250.5	246.9	247.9	248.1
62.5°	2731.6	1115.3	214.0	193.2	200.6	227.0	249.7	243.7	240.2	242.5	242.5
65°	3212.4	1293.3	196.2	182.8	190.9	215.7	239.0	235.4	231.8	237.3	237.1
67.5°	3341.8	1253.5	178.5	171.5	181.4	203.2	226.0	224.1	222.3	231.8	231.3
70°	2968.7	1006.4	162.2	160.1	170.9	189.8	212.1	212.1	210.9	218.1	216.5
72.5°	2261.7	713.6	146.6	147.8	158.9	175.2	197.0	198.7	196.7	200.4	199.0
75°	1210.8	408.4	131.0	134.4	144.0	160.3	180.2	181.9	180.8	180.5	181.2
77.5°	402.4	199.6	114.7	119.9	128.4	144.9	162.7	165.3	162.5	161.9	161.7
80°	179.3	125.5	96.7	103.7	111.1	127.4	144.2	146.4	143.2	147.6	142.0
82.5°	115.2	82.5	77.5	85.2	92.5	110.0	125.7	126.2	123.4	143.2	122.2
85°	55.9	51.2	58.4	65.2	71.4	86.5	104.2	104.4	97.1	88.5	85.4
87.5°	27.9	29.7	38.9	45.2	48.2	59.2	75.8	74.4	71.2	64.8	59.8
90°	0.0	0.0	0.0	0.0	0.0	0.0	0.0	0.0	0.0	0.0	0.0

(END OF REPORT)